



2023 Municipal Primary Election Official Certification of Election Results

The Board of Canvassers for American Fork City certify the following results of the Primary Election held on September 5, 2023. The following individuals are nominated for the November 21, 2023, General Election.


City Council 4-year term

(Candidates listed according to the master ballot position list)

Austin Duke	1,116
Clark Preston Taylor	2,284
Tim Holley	1,278
Kenneth W Sumsion	1,428
Jeff Shorter	1,063
Ernie John	1,378



Mayor Bradley J. Frost




Council Member Kevin Barnes



Council Member Staci Carroll



Council Member Ryan Hunter




Council Member Rob Shelton




Council Member Clark Taylor

Attest:



Terilyn Lurker, City Recorder



STATISTICS

TOTAL

Registered Voters - Total	19,482
Ballots Cast - Total	4,050
Voter Turnout - Total	20.79%

American Fork City Council

Vote For 3

	TOTAL	VOTE %
CLARK PRESTON TAYLOR	2,284	21.04%
KENNETH W SUMSION	1,428	13.15%
ERNIE JOHN	1,378	12.69%
TIM HOLLEY	1,278	11.77%
AUSTIN DUKE	1,116	10.28%
JEFF SHORTER	1,063	9.79%
ELIZABETH GRAY	813	7.49%
JAMES BODEN	796	7.33%
CHRISTINA BALLARD	701	6.46%
Total Votes Cast	10,857	100.00%

AF301

STATISTICS

	TOTAL
Registered Voters - Total	985
Ballots Cast - Total	250
Voter Turnout - Total	25.38%

American Fork City Council

Vote For 3

	TOTAL	VOTE %
CLARK PRESTON TAYLOR	136	20.03%
KENNETH W SUMSION	127	18.70%
ERNIE JOHN	93	13.70%
JEFF SHORTER	86	12.67%
JAMES BODEN	68	10.01%
AUSTIN DUKE	67	9.87%
TIM HOLLEY	58	8.54%
ELIZABETH GRAY	26	3.83%
CHRISTINA BALLARD	18	2.65%
Total Votes Cast	679	100.00%

AF302

STATISTICS

	TOTAL
Registered Voters - Total	1,040
Ballots Cast - Total	252
Voter Turnout - Total	24.23%

American Fork City Council

Vote For 3

	TOTAL	VOTE %
JEFF SHORTER	153	22.43%
KENNETH W SUMSION	123	18.04%
CLARK PRESTON TAYLOR	113	16.57%
JAMES BODEN	73	10.70%
ERNIE JOHN	69	10.12%
TIM HOLLEY	51	7.48%
AUSTIN DUKE	37	5.43%
ELIZABETH GRAY	34	4.99%
CHRISTINA BALLARD	29	4.25%
Total Votes Cast	682	100.00%

AF303

STATISTICS

	TOTAL
Registered Voters - Total	7
Ballots Cast - Total	0
Voter Turnout - Total	0.00%

American Fork City Council

Vote For 3

	TOTAL	VOTE %
AUSTIN DUKE	0	
CLARK PRESTON TAYLOR	0	
TIM HOLLEY	0	
ELIZABETH GRAY	0	
JAMES BODEN	0	
CHRISTINA BALLARD	0	
KENNETH W SUMSION	0	
JEFF SHORTER	0	
ERNIE JOHN	0	
Total Votes Cast	0	

AF304

STATISTICS

	TOTAL
Registered Voters - Total	1,076
Ballots Cast - Total	295
Voter Turnout - Total	27.42%

American Fork City Council

Vote For 3

	TOTAL	VOTE %
CLARK PRESTON TAYLOR	158	19.80%
ERNIE JOHN	136	17.04%
KENNETH W SUMSION	125	15.66%
TIM HOLLEY	91	11.40%
JEFF SHORTER	88	11.03%
AUSTIN DUKE	69	8.65%
JAMES BODEN	60	7.52%
ELIZABETH GRAY	38	4.76%
CHRISTINA BALLARD	33	4.14%
Total Votes Cast	798	100.00%

AF305

STATISTICS

	TOTAL
Registered Voters - Total	1,128
Ballots Cast - Total	279
Voter Turnout - Total	24.73%

American Fork City Council

Vote For 3

	TOTAL	VOTE %
CLARK PRESTON TAYLOR	162	21.15%
ERNIE JOHN	116	15.14%
KENNETH W SUMSION	103	13.45%
JAMES BODEN	99	12.92%
JEFF SHORTER	91	11.88%
TIM HOLLEY	74	9.66%
AUSTIN DUKE	63	8.22%
ELIZABETH GRAY	31	4.05%
CHRISTINA BALLARD	27	3.52%
Total Votes Cast	766	100.00%

AF306

STATISTICS

	TOTAL
Registered Voters - Total	989
Ballots Cast - Total	233
Voter Turnout - Total	23.56%

American Fork City Council

Vote For 3

	TOTAL	VOTE %
CLARK PRESTON TAYLOR	168	26.88%
KENNETH W SUMSION	89	14.24%
ERNIE JOHN	76	12.16%
AUSTIN DUKE	75	12.00%
TIM HOLLEY	67	10.72%
JEFF SHORTER	51	8.16%
JAMES BODEN	42	6.72%
CHRISTINA BALLARD	32	5.12%
ELIZABETH GRAY	25	4.00%
Total Votes Cast	625	100.00%

AF307

STATISTICS

	TOTAL
Registered Voters - Total	182
Ballots Cast - Total	43
Voter Turnout - Total	23.63%

American Fork City Council

Vote For 3

	TOTAL	VOTE %
CLARK PRESTON TAYLOR	22	18.33%
AUSTIN DUKE	18	15.00%
TIM HOLLEY	16	13.33%
KENNETH W SUMSION	16	13.33%
JAMES BODEN	14	11.67%
ERNIE JOHN	13	10.83%
JEFF SHORTER	12	10.00%
ELIZABETH GRAY	5	4.17%
CHRISTINA BALLARD	4	3.33%
Total Votes Cast	120	100.00%

AF308

STATISTICS

	TOTAL
Registered Voters - Total	952
Ballots Cast - Total	200
Voter Turnout - Total	21.01%

American Fork City Council

Vote For 3

	TOTAL	VOTE %
CLARK PRESTON TAYLOR	145	26.36%
AUSTIN DUKE	69	12.55%
ERNIE JOHN	62	11.27%
TIM HOLLEY	59	10.73%
KENNETH W SUMSION	56	10.18%
JEFF SHORTER	56	10.18%
JAMES BODEN	39	7.09%
ELIZABETH GRAY	34	6.18%
CHRISTINA BALLARD	30	5.45%
Total Votes Cast	550	100.00%

AF310

STATISTICS

	TOTAL
Registered Voters - Total	1,005
Ballots Cast - Total	256
Voter Turnout - Total	25.47%

American Fork City Council

Vote For 3

	TOTAL	VOTE %
CLARK PRESTON TAYLOR	154	24.52%
CHRISTINA BALLARD	90	14.33%
KENNETH W SUMSION	82	13.06%
ERNIE JOHN	77	12.26%
TIM HOLLEY	59	9.39%
AUSTIN DUKE	55	8.76%
ELIZABETH GRAY	38	6.05%
JEFF SHORTER	38	6.05%
JAMES BODEN	35	5.57%
Total Votes Cast	628	100.00%

AF311

STATISTICS

	TOTAL
Registered Voters - Total	566
Ballots Cast - Total	163
Voter Turnout - Total	28.80%

American Fork City Council

Vote For 3

	TOTAL	VOTE %
CLARK PRESTON TAYLOR	116	27.62%
ERNIE JOHN	68	16.19%
AUSTIN DUKE	64	15.24%
TIM HOLLEY	49	11.67%
KENNETH W SUMSION	37	8.81%
ELIZABETH GRAY	26	6.19%
CHRISTINA BALLARD	26	6.19%
JEFF SHORTER	18	4.29%
JAMES BODEN	16	3.81%
Total Votes Cast	420	100.00%

AF312

STATISTICS

	TOTAL
Registered Voters - Total	1,139
Ballots Cast - Total	231
Voter Turnout - Total	20.28%

American Fork City Council

Vote For 3

	TOTAL	VOTE %
CLARK PRESTON TAYLOR	143	23.21%
ERNIE JOHN	91	14.77%
KENNETH W SUMSION	73	11.85%
TIM HOLLEY	69	11.20%
AUSTIN DUKE	57	9.25%
ELIZABETH GRAY	57	9.25%
CHRISTINA BALLARD	48	7.79%
JEFF SHORTER	47	7.63%
JAMES BODEN	31	5.03%
Total Votes Cast	616	100.00%

AF314

STATISTICS

	TOTAL
Registered Voters - Total	1,079
Ballots Cast - Total	269
Voter Turnout - Total	24.93%

American Fork City Council

Vote For 3

	TOTAL	VOTE %
CLARK PRESTON TAYLOR	142	20.14%
ERNIE JOHN	142	20.14%
TIM HOLLEY	117	16.60%
KENNETH W SUMSION	79	11.21%
JEFF SHORTER	60	8.51%
AUSTIN DUKE	55	7.80%
ELIZABETH GRAY	42	5.96%
CHRISTINA BALLARD	35	4.96%
JAMES BODEN	33	4.68%
Total Votes Cast	705	100.00%

AF316

STATISTICS

	TOTAL
Registered Voters - Total	1,059
Ballots Cast - Total	223
Voter Turnout - Total	21.06%

American Fork City Council

Vote For 3

	TOTAL	VOTE %
JEFF SHORTER	107	17.69%
CLARK PRESTON TAYLOR	91	15.04%
KENNETH W SUMSION	90	14.88%
JAMES BODEN	84	13.88%
TIM HOLLEY	71	11.74%
ERNIE JOHN	50	8.26%
AUSTIN DUKE	46	7.60%
ELIZABETH GRAY	41	6.78%
CHRISTINA BALLARD	25	4.13%
Total Votes Cast	605	100.00%

AF317

STATISTICS

	TOTAL
Registered Voters - Total	1,068
Ballots Cast - Total	183
Voter Turnout - Total	17.13%

American Fork City Council

Vote For 3

	TOTAL	VOTE %
CLARK PRESTON TAYLOR	82	16.43%
TIM HOLLEY	73	14.63%
KENNETH W SUMSION	70	14.03%
ELIZABETH GRAY	63	12.63%
CHRISTINA BALLARD	54	10.82%
JEFF SHORTER	48	9.62%
AUSTIN DUKE	39	7.82%
ERNIE JOHN	38	7.62%
JAMES BODEN	32	6.41%
Total Votes Cast	499	100.00%

AF318

STATISTICS

	TOTAL
Registered Voters - Total	897
Ballots Cast - Total	195
Voter Turnout - Total	21.74%

American Fork City Council

Vote For 3

	TOTAL	VOTE %
CLARK PRESTON TAYLOR	124	22.88%
ERNIE JOHN	67	12.36%
AUSTIN DUKE	65	11.99%
TIM HOLLEY	62	11.44%
ELIZABETH GRAY	58	10.70%
KENNETH W SUMSION	57	10.52%
CHRISTINA BALLARD	43	7.93%
JEFF SHORTER	36	6.64%
JAMES BODEN	30	5.54%
Total Votes Cast	542	100.00%

AF319

STATISTICS

	TOTAL
Registered Voters - Total	898
Ballots Cast - Total	263
Voter Turnout - Total	29.29%

American Fork City Council

Vote For 3

	TOTAL	VOTE %
CLARK PRESTON TAYLOR	191	28.42%
AUSTIN DUKE	106	15.77%
ERNIE JOHN	81	12.05%
TIM HOLLEY	76	11.31%
KENNETH W SUMSION	61	9.08%
ELIZABETH GRAY	51	7.59%
JEFF SHORTER	44	6.55%
CHRISTINA BALLARD	35	5.21%
JAMES BODEN	27	4.02%
Total Votes Cast	672	100.00%

AF320

STATISTICS

	TOTAL
Registered Voters - Total	590
Ballots Cast - Total	147
Voter Turnout - Total	24.92%

American Fork City Council

Vote For 3

	TOTAL	VOTE %
CLARK PRESTON TAYLOR	75	18.29%
KENNETH W SUMSION	67	16.34%
TIM HOLLEY	60	14.63%
AUSTIN DUKE	56	13.66%
ELIZABETH GRAY	40	9.76%
ERNIE JOHN	39	9.51%
JAMES BODEN	26	6.34%
JEFF SHORTER	26	6.34%
CHRISTINA BALLARD	21	5.12%
Total Votes Cast	410	100.00%

AF322

STATISTICS

	TOTAL
Registered Voters - Total	1,321
Ballots Cast - Total	146
Voter Turnout - Total	11.05%

American Fork City Council

Vote For 3

	TOTAL	VOTE %
ELIZABETH GRAY	70	17.46%
CLARK PRESTON TAYLOR	58	14.46%
AUSTIN DUKE	54	13.47%
TIM HOLLEY	52	12.97%
CHRISTINA BALLARD	45	11.22%
ERNIE JOHN	42	10.47%
KENNETH W SUMSION	32	7.98%
JAMES BODEN	24	5.98%
JEFF SHORTER	24	5.98%
Total Votes Cast	401	100.00%

AF323

STATISTICS

	TOTAL
Registered Voters - Total	768
Ballots Cast - Total	139
Voter Turnout - Total	18.10%

American Fork City Council

Vote For 3

	TOTAL	VOTE %
CLARK PRESTON TAYLOR	73	19.36%
ELIZABETH GRAY	48	12.73%
KENNETH W SUMSION	47	12.47%
ERNIE JOHN	46	12.20%
CHRISTINA BALLARD	42	11.14%
TIM HOLLEY	40	10.61%
JEFF SHORTER	29	7.69%
JAMES BODEN	27	7.16%
AUSTIN DUKE	25	6.63%
Total Votes Cast	377	100.00%

AF324

STATISTICS

	TOTAL
Registered Voters - Total	3
Ballots Cast - Total	0
Voter Turnout - Total	0.00%

American Fork City Council

Vote For 3

	TOTAL	VOTE %
AUSTIN DUKE	0	
CLARK PRESTON TAYLOR	0	
TIM HOLLEY	0	
ELIZABETH GRAY	0	
JAMES BODEN	0	
CHRISTINA BALLARD	0	
KENNETH W SUMSION	0	
JEFF SHORTER	0	
ERNIE JOHN	0	
Total Votes Cast	0	

AF401

STATISTICS

	TOTAL
Registered Voters - Total	2,730
Ballots Cast - Total	283
Voter Turnout - Total	10.37%

American Fork City Council

Vote For 3

	TOTAL	VOTE %
TIM HOLLEY	134	17.59%
CLARK PRESTON TAYLOR	131	17.19%
AUSTIN DUKE	96	12.60%
KENNETH W SUMSION	94	12.34%
ELIZABETH GRAY	86	11.29%
ERNIE JOHN	72	9.45%
CHRISTINA BALLARD	64	8.40%
JEFF SHORTER	49	6.43%
JAMES BODEN	36	4.72%
Total Votes Cast	762	100.00%

2023 Primary Election Statistics

American Fork

Active Registered Voters	19,482
Ballots Counted	4,050 21% Voter Turnout
By Mail Ballots NOT Accepted (Not Counted)	48
Returned Unsigned	11
Signature Discrepancies	14
Empty Envelopes	0
Returned Past Deadline	23
Voted In Person (Early Voting and Election Day)	42 1.04% of Ballots Cast
Emergency Ballots	0
Emergency Absentee Ballots Issued	0
Emergency Absentee Ballots Counted	0
Provisional Ballots Issued	2 100% accepted
Provisional Ballots Counted	2
Same Day Registration (No Prior Registration)	2
Provisional Ballots Not Accepted	0
Already Voted on Absentee Ballot or Voted Early	0
Incomplete Information on Form	0
No Proof of Residency	0
UOCAVA Ballots Mailed	9
By Mail	0
Email	0
Enhanced Voting	9
UOCAVA Ballots Counted	0
By Mail	0
Email	0
Enhanced Voting	0
Ballots duplicated because they were Damaged	2