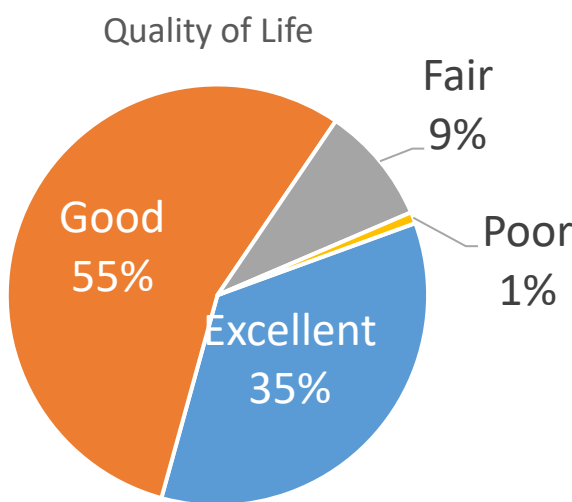


2023 American Fork Community Survey

The 2022 survey was available online during December of 2023. The City received 1,268 responses, which represents about 4% of the population, or 13% of the households in the City. In each portion of the survey you will see "% Responded." This is the number of people, out of the 1,259 total responses, that responded to that particular question.

Overall Quality of Life in American Fork

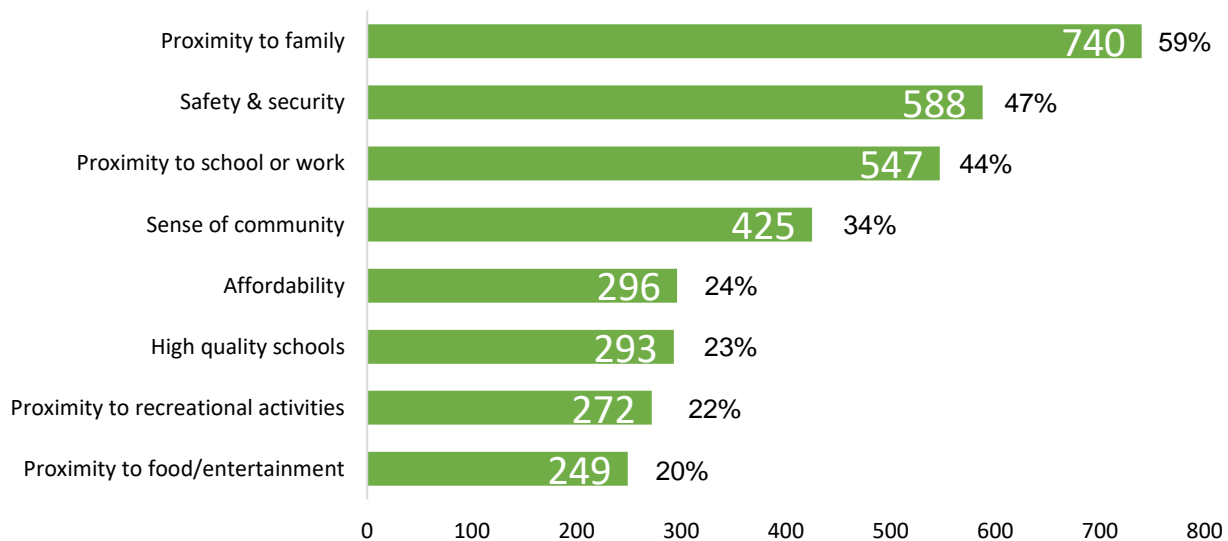


Overall Score (out of 4)

2019	3.18	80%
2020	3.25	81%
2021	3.23	81%
2022	3.24	81%
2023	3.24	81%

99% Responded

Top Reasons to Live in American Fork



P

99% Responded

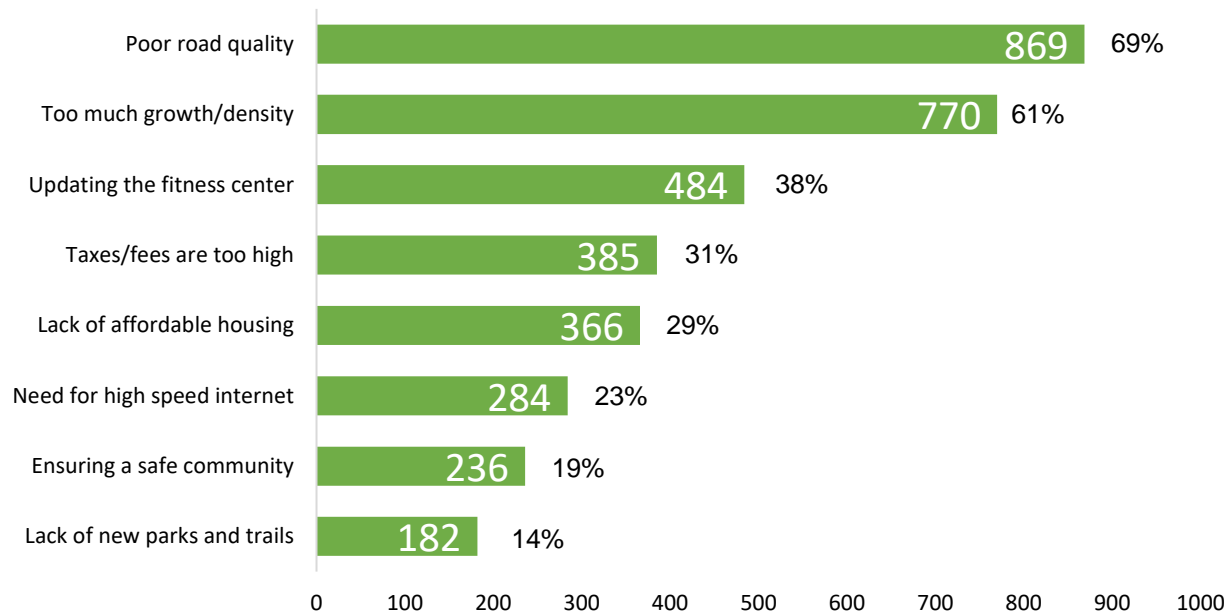
Percent in graph represents the percent of total respondents, not percent of 100%.

2023 American Fork Community Survey

Continued

Top Issues in American Fork

Top issues to focus on over the next 5 years

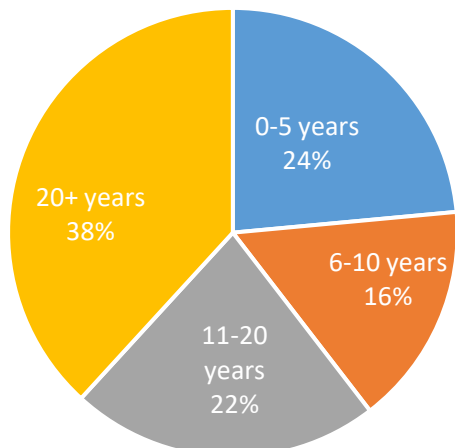


99% Responded

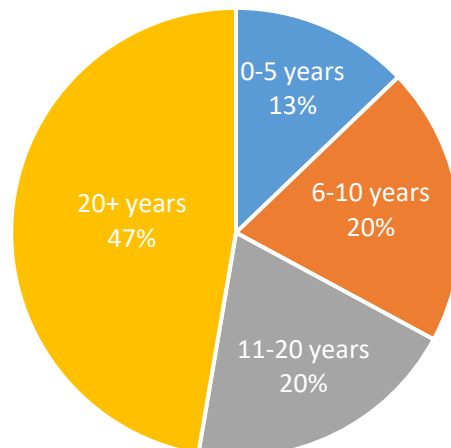
Percent in graph represents the percent of total respondents, not percent of 100%.

Time in American Fork

How long have you lived in AF?



How long do you plan to stay in AF?

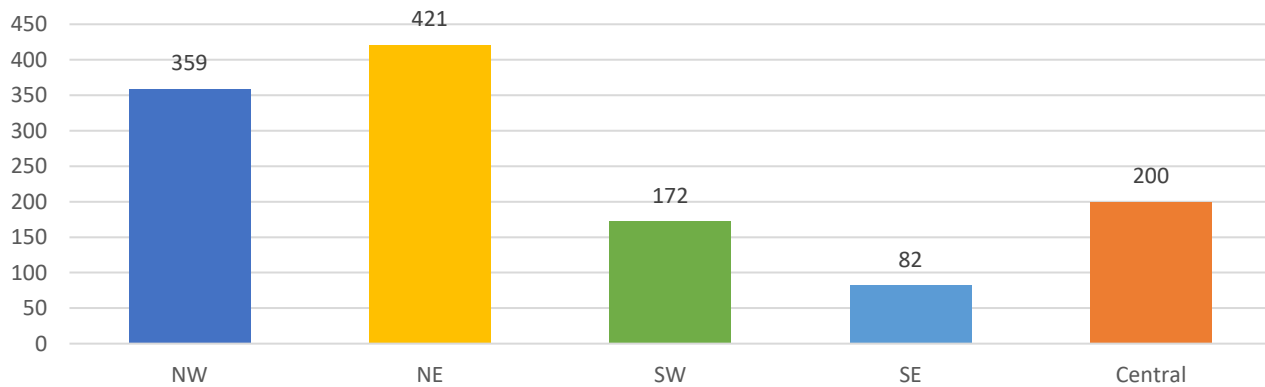


2023 American Fork Community Survey

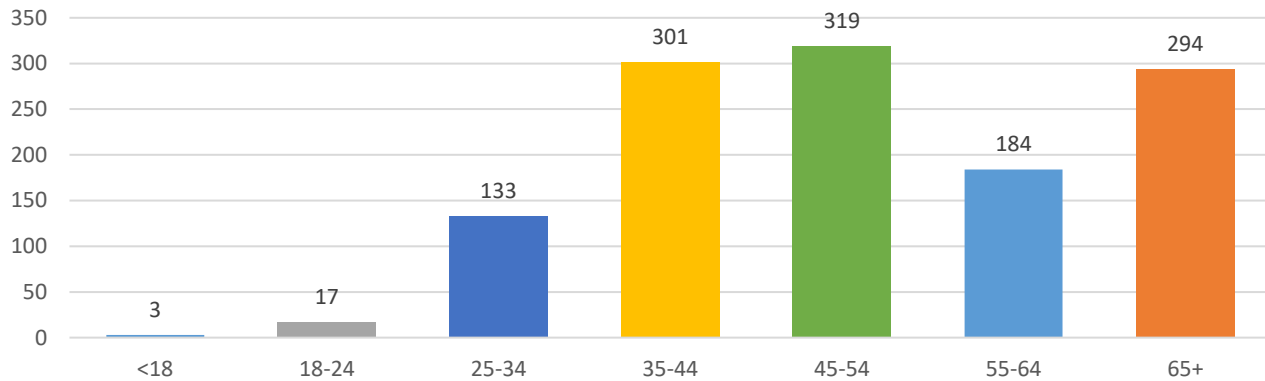
Continued

Demographics

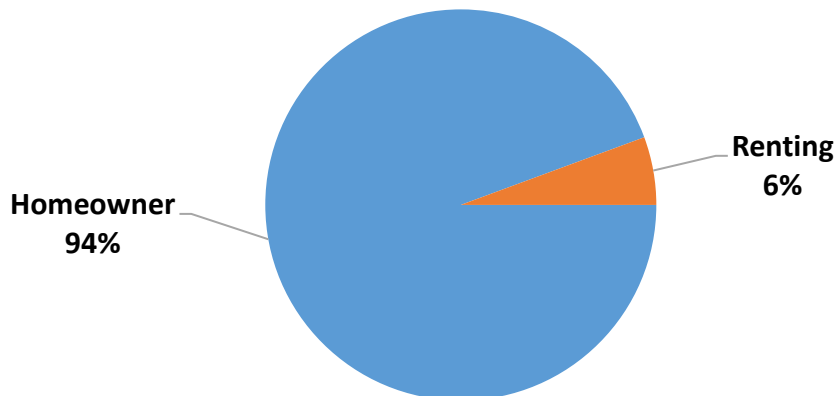
Where do you live?



What is your age?



Housing Status

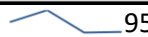









2023 American Fork Community Survey

Continued

Quality of City Staff





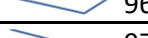


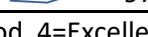
Customer Service & Professionalism

Department	2020	2021	2022	2023	Responded*
Mayor & Council	3.1	3.1	3.0	3.0	 95%
Admin/ City office	3.1	3.1	3.1	3.1	 95%
Public Works	2.9	3.0	3.0	3.0	 95%
Fitness Center	2.8	2.8	2.7	2.8	 97%
Cemetery	3.3	3.3	3.2	3.3	 95%
Police	3.3	3.3	3.2	3.3	 95%
Fire	3.4	3.5	3.5	3.5	 95%
Library	3.4	3.4	3.4	3.4	 96%

*% Responded for 2023

Ratings are 1-4; 1=Poor, 2=Fair, 3=Good, 4=Excellent

Quality of City Services

Service	2020	2021	2022	2023	Responded*
Library	3.4	3.4	3.4	3.4	 97%
Police	3.3	3.3	3.3	3.3	 96%
Fire	3.5	3.5	3.5	3.5	 96%
Garbage/recycling	3.2	3.2	3.2	3.2	 97%
Parks & trails	3.0	3.0	2.9	3.0	 96%
Fitness Center	2.6	2.5	2.3	2.4	 97%
Road maintenance	1.9	1.8	1.8	1.8	 97%
Snow removal	2.7	2.7	2.7	2.8	 97%

*% Responded for 2023

Ratings are 1-4; 1=Poor, 2=Fair, 3=Good, 4=Excellent

Helpfulness of City Communication Channels

Out of five stars

Website						3.7
Social media						3.2
AFnotify						3.5
Newsletter						4
Posters						2.75
Electronic Sign						3